

MACHINE MODEL

KS 450

Semiautomatic bandsaw for steel constructions

Short description

KS 450 is the semi-automatic sawing machine conceived, designed and developed for cutting metal structural work, pipes, profiles and beams. KS 450 is the only sawing machine of its class capable of cutting up to 60 ° to the right and to left by positioning the locking vice only once.



Scan the video



Cutting capacity at 0°	Round: 350mm - Square: 330mm - Rectangular: 450x320mm
Cutting capacity at 45° right/left	Round: 330mm - Square: 320mm - Rectangular: 320x300mm
Cutting capacity at 60° left	Round: 210mm - Square: 200mm - Rectangular: 180x270mm
Cutting capacity at 60° right	Round: 160mm - Square: 150mm - Rectangular: 150x270mm
Cutting capacity at 0° for solids (C45)	Round: 250mm
Cutting capacity (BUNDLES)	Max. 400x250mm - Min. 160x40mm
Blade size	4250x34x1,1mm
Blade motor	2.2KW
Blade speed	15-100 m/min
Working table (height)	845mm
Weight	980kg
Dimensions	1400x2250x2180mm

Features




Vice and material positioning

The opening vice measures 460mm sliding transversally on the work surface, linear guides, locking and rapid approach, complete with standard pressure reducer. All the saws of KS series (450, 502, 620 and 652) allow to fix the material clamping vice only once and then to rotate the arc for cutting both right and left (up to 60 °).



Working table

The working table of KS 450 has a height of 845mm and it's integral with the arc and passage of the blade so that it can hold the material in all angles.



Graduated scale

To obtain a better and higher cutting precision, there is a graduated scale (far from the center of the machine , making it easier to read) as a visual reference with automatic stops at 0 ° and 45 ° (right and left).




Steel sawframe

KS 450 is equipped with rigid welded steel tubular section arc and 360mm pulleys. The rotation of the arc is done by preloaded bearing.



Inclined blade

KS 450 and all the saws of the KS range finish the cut with the blade inclined 6 °, facilitating the penetration of the blade into the material and allowing to always cut a section of material even in presence of a solid.



Bimetallic blade

Blade has dimensions of 4250x34x1,1mm . The height of 34mm allows a better penetration of the blade into the material allowing to obtain maximum efficiency throughout the process. The blade tension is 2000kg / cm² with control microswitch and immediate stop in breakage case. KS 450 is equipped as standard with the inverter speed variator (18-100 m / min).



Material detection device

To facilitate the approach of the blade to the material KS450 mounts a device for detection automatic cutting start and end point. The machine offers the opportunity to remove the device if you want to increase the cutting capacity at 0 ° and 45 ° (right and left).



Blade cleaning

Motorized nylon cleaning brush for blade, driven by motor pulley to always keep in perfect condition the cutting blade.



Control console

KS 450 is equipped with a mobile control console with control LED for tensioning the blade, opening of the blade guard, motor thermal block and electrical tension. Through the control the operator can choose between 3 different ways of cutting end: ascent of the bow with stopped blade, ascent of the bow with blade in movement and end of cycle without bow ascent.




Laser (Optional)

OPTIONAL



Synchronization for arc and roller conveyors movement (Optional) OPTIONAL

The synchronization system between the RTP line (unloading roller conveyors) and movement of the cutting arc.



Hydraulic device for bundle cutting (Optional)

OPTIONAL

Hydraulic device for bundle cutting (max. 400x250mm - min. 160x40mm).



Minimal lubrication system (Optional)

OPTIONAL

The lubrication system cancels the dispersion of the coolant without damaging or affecting the life of the blade. The system is equipped with a 1.3l tank and nozzle.



Loading/unloading roller table (Optional)

OPTIONAL

Roller conveyor suitable for the unloading and loading side. Length 1.5m, 1 pedestal, max loading 1500kg.



Unloading roller table (Optional)

OPTIONAL

Unloading roller table with digital reading and manual movement. Available : - RTL3KS450 Measuring length of 3m, 3 pedestals, max loading 3000kg; -RTL6KS450 Measuring length of 6m, 5 pedestals, max loading 6000kg.



Unloading roller table (Optional)

OPTIONAL

Unloading roller table with length stop and selection of the lengths by means of a keyboard Available: -RTP3KS450 Measuring length of 3m, 3 pedestals, max loading 3000kg; -RTP6KS450 Measuring length of 6m, 5 pedestals, max loading 6000kg.



Motorized loading roller table (Optional)

OPTIONAL


Loading motorised roller tables, with chain transmission and motor reducer managed by inverter, with mobile keyboard. Available : -3m, loading 3000kg; -6m, loading 6000kg; -9m, loading 9000kg; -12m, loading 12000kg.



Motorized unloading roller table (Optional)

OPTIONAL


Unloading motorized roller table, with chain transmission and motor reducer managed by inverter, available only together with loading roller table. Available: -3m, loading 3000kg; -6m, loading 6000kg; -9m, loading 9000kg; -12m, loading 12000kg.



Digital reading length stop (Optional)

OPTIONAL

Digital reading length stop with manual positioning with automatic slowdown sensors, available only together with unloading motorized roller table - Measuring length 3m; Measuring length 6m; Measuring length 9m; Measuring length 12m



Motorized length stop (Optional)

OPTIONAL

Numerical control motorized measurement \bar{R} with fast approaching for automatic slowdown of the piece (to be ordered coupled with automatic conveyors) -RR6S 6m measuring length -RR9S 9m measuring length -RR12S 12m measuring length



Vertical rollers (Optional)

OPTIONAL

Pair of containment vertical rollers, made in steel, max 2 pairs for each element 1,5 mt long.



Vertical single roller (Optional)

OPTIONAL

Single vertical roller, height of 250 mm. to prevent falls, max 2 each 1,5 mt.