

MACHINE MODEL

KS 502

Double column semiautomatic bandsaw

Short description

KS 502 is a double-column semi-automatic band saw machine. Designed and conceived for use in the field of mechanical structure, it is particularly suitable for cutting pipes, profiles and beams. KS 502 can cut right and left up to a 60°.



Scan the video



Cutting capacity at 90°	Round: 350mm - Square: 330mm - Rectangular: 500x310mm
Cutting capacity at 45° left	Round: 300mm - Square: 300mm - Rectangular: 00x320mm
Cutting capacity at 45° right	Round: 320mm - Square: 320mm - Rectangular: 20x320mm
Cutting capacity at 60° left	Round: 150mm - Square: 150mm - Rectangular: 50x320mm
Cutting capacity at 60° right	Round: 150mm - Square: 150mm - Rectangular: 50x330mm
Cutting capacity (BUNDLE)	Max: 500x250mm - Min: 160x40mm
Cutting capacity at 90° for solids(C45)	280mm
Min. scrap-end with bundle	235mm
Blade motor	2.2KW
Blade speed	Da 15 a 100 m/min
Blade size	4250x34x1.1mm
Blade tension	2000kg/cm2
Weight	1200kg

Features




Vice

The vice slides transversally on the work surface, linear guides, locking and rapid approach, complete with standard pressure reducer. All the saws of KS series (450, 502, 620 and 652) allow to fix the material clamping vice only once and then to rotate the arc for cutting both right and left (up to 60 °).



Working table

Easy to use thanks to the rotating work surface integral with the arc and the blade passage to optimize the material support system during processing in all angles.



Angle cutting precision

The cutting precision is ensured by the graduated scale (on the work surface) which constitutes a visual reference for the operator in case of angle cutting. There're also automatic stops at 45°left, 0 ° and 45 ° right. To increase cutting precision, IMET band saws are equipped of a system for detecting degrees of cut away from the center.



Sawframe

In electro-welded steel, the blade has an inclination of 6 ° to improve the penetration in the material and optimize the execution of the cut. The rotation of the arc is done by bearing preloaded. The blade of KS 502 has a tensionning of 2000kg / cm² and is equipped with a control microswitch for immediate stop in case of blade breaking or power failure.



Blade guides

Easily adjustable thanks to their positioning on special linear guides, the blade guides of KS 502 have carbide inserts and additional bearings for better blade alignment.



Material detection device

To facilitate the approach of the blade to the material KS502 mounts a device for detection automatic cutting start and end point.



Control console

External to the machine and mobile, the control console allows you to manage all KS 502 operations and is equipped with LED for checking the blade tension with possibility of controlling the descent speed of the bow and the force of penetration into the material. The operator can choose from several options for the purpose cut: ascent of the bow with stopped blade, ascent of the bow with a moving blade, end of cycle without bow ascent.



Minimal lubrication system (Optional)

OPTIONAL

The lubrication system cancels the dispersion of the coolant without damaging or affecting the life of the blade. The system is equipped with a 1.3l tank and nozzle.



Laser (Optional)

OPTIONAL



Loading/unloading roller table (Optional)

OPTIONAL

Roller conveyor suitable for the unloading and loading side. Length 1.5m, 1 pedestal, max loading 1500kg.



Digital unloading roller table (Optional)

OPTIONAL

Unloading roller table with digital reading and manual movement. Available : - RTL3KS600 Measuring length of 3m, 3 pedestals, max loading 3000kg; -RTL6KS600 Measuring length of 6m, 5 pedestals, max loading 6000kg.



Motorized unloading roller table (Optional)

OPTIONAL

Unloading roller table with length stop and selection of the lengths by means of a keyboard Available: -RTP3KS450 Measuring length of 3m, 3 pedestals, max loading 3000kg; -RTP6KS450 Measuring length of 6m, 5 pedestals, max loading 6000kg.



Motorized loading roller table (Optional)

OPTIONAL


Loading motorised roller tables, with chain transmission and motor reducer managed by inverter, with mobile keyboard. Available : -3m, loading 3000kg; -6m, loading 6000kg; -9m, loading 9000kg; -12m, loading 12000kg.



Motorized unloading roller table (Optional)

OPTIONAL


Unloading motorized roller table, with chain transmission and motor reducer managed by inverter, available only together with loading roller table. Available: -3m, loading 3000kg; -6m, loading 6000kg; -9m, loading 9000kg; -12m, loading 12000kg.



Digital reading length stop (Optional)

OPTIONAL

Digital reading length stop with manual positioning with automatic slowdown sensors, available only together with unloading motorized roller table - Measuring length 3m; Measuring length 6m; Measuring length 9m; Measuring length 12m



Motorized length stop (Optional)

OPTIONAL

Numerical control motorized measurement RR with fast approaching for automatic slowdown of the piece (to be ordered coupled with automatic conveyors) -RR6S 6m measuring length -RR9S 9m measuring length -RR12S 12m measuring length



Vertical rollers (Optional)

OPTIONAL

Pair of containment vertical rollers, made in steel, max 2 pairs for each element 1,5 mt long.



Single vertical roller (Optional)

OPTIONAL

Single vertical roller, height of 250 mm. to prevent falls, max 2 each 1,5 mt.