

JIH-455A


AUTOMATIC SAWING MACHINE SERIES

PATENT. 535675



JIH-455 A CE STANDARD

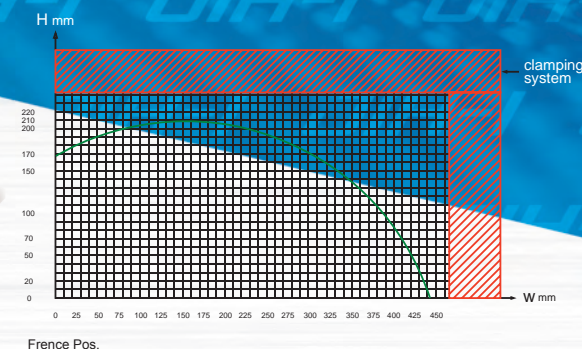
CE cover (opt.)



The clamps on the carriage are suited for cutting irregular material without additional fixtures to fix the workpiece.



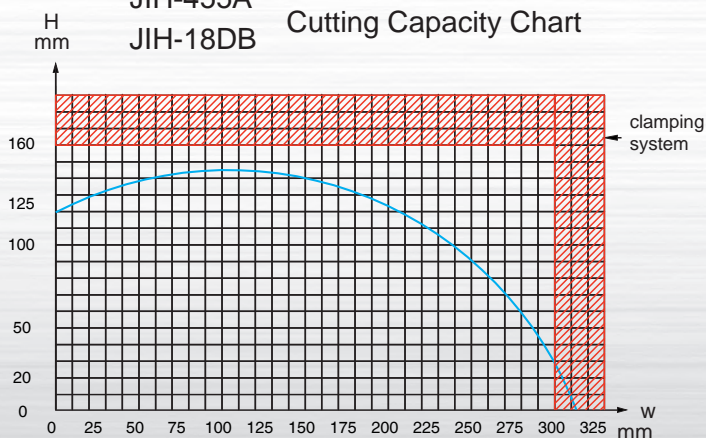
JIH-610A, 24DB Cutting Capacity Chart



Features:

- * Automation feed, positioning, oil spraying and sawing.
- * Feed stroke 500mm (Reciprocating feed stroke up to any limit for length)
- * Build-in sawblade performs upward cutting for increased safety.
- * Ball screw is driven by servo motor for high accuracy. (Transmission through precision gear rack is available).
- * Equipped with NC control. PLC features extremely stable control performance.
- * Feed is driven by hydraulic system, providing maximum stability of cutting
- * Two sets each of vertical clamps and one set side clamps provided on the feeding system permits cutting of irregular work piece.
- * The computer automatically records required time and quantity for each machining, providing convenient calculation of machining cost.
- * During operation, the machine provides detection for lack of material. Available to set remain length to be cut.
- * Workpieces can be stacked.
- * Feed methods : 1. Stepping feed. 2. Reciprocating feed. 3. Manual feed

JIH-455A
JIH-18DB Cutting Capacity Chart



MODEL	JIH-455A TYPE	Saw spindle motor	10 HP
Applicable Machine	JIH-18D	Hydraulic feed motor	1 HP
Automatic Drive System	Ball screw (Servo motor drive)	Servomotor	1 kw
Cutting Capacity (H x W)	120 x 120, 100 x 200, 20 x 280 mm (Same as cutting capacity chart for JIH-455A TYPE)	Max. load	100 kgs
Max.Feed Distance(one cycle)	500 mm Unlimited recycle feed distance	Table Height From Floor	910 mm
Automatic Feed Accuracy	±0.1 mm	Touch-sensing screen	7"
Cutting Length Display & Set Up	By touch screen	Saw blade size	18" x 1" bore
Saw Spindle Speed	3,200 R.P.M.	Air pressure	4 ~ 6 kgs / cm ²
		Machine dim. (L x W x H)	2,500 x 1,000 x 1,850 mm
		Packing dim. (L x W x H)	2,620 x 1,120 x 2,050 mm
		Net / Gross weight	1,400 / 1,750 kgs