

MACHINE MODEL

# H 601 NC

Automatic double column bandsaw for carpentry

Short description

H 601 F500-1500 is the automatic double column bandsaw dedicated to cut carpentry profiles, tubes and solid materials. The machine can cut in automatic cycle up to 60° on the left and, thanks to its easy interface, 7" touch screen display, it's suitable to set up multiple cutting programs and length, while managing all main settings through the CNC.



Cutting capacity at 90°	Round: 510mm - Square: 450mm - Rectangular: 610x440mm
Cutting capacity at 45°	Round: 440mm - Square: 440mm - Rectangular: 440x450mm
Cutting capacity at 60°	Round: 260mm - Square: 260mm - Rectangular: 250x450mm
Cutting capacity at 90° with bundle	Max 600x250mm - Min 150x50mm
Cutting capacity at 90° solid (C45)	280mm (350mm with 41mm blade and 4KW motored.)
Blade size	5320x34x1.1mm
Maximum opening of the vice	620mm
Blade inclination	6°
Blade motor	3Kw (Option 4Kw)
Blade speed	15÷110
Minimum scrap-end	100mm
Feeder length	550mm (option F1500)
Minimum cutting length	30mm
Machine size (working table height)	2650x2900x2170mm (820mm)
Weight	2300kg

## Features




### Easy-to-use interface and 7" touch screen

H 601 NC has an easy and intuitive interface dedicated to optimize the user-experience: thanks to the CNC system and 7" touch screen display, the user can manage all the machine operative functions, set up 99 cutting programs and multiple cutting lengths on the same bar, set the number of feeder strokes, the number of pieces and blade speed. It's also possible to do an autodiagnostic to detect errors.




### Wide working area

The machine has a wide working table supported by a central pivot with preloaded bearings. It presents a graded scale on the plate to ease the user workflow and the highest positioning precision. When the machine is cutting at 0°, the plate mounts a supplementary grid to fully support the material: to use the graded scale and to cut at different angles, the grid must be removed.



### Material feeding

Feeder length is 500mm (available also 1500mm) with automatic stroke repetition, movement on 32mm diameter ball recirculation ballscrews. Feeder allows to have a 30mm of minimum cutting length and 100mm minimum scrap-end.



### Precision

H 601 NC has a high positioning precision and stroke repetition thanks to the incremental screw with self-braking motor with inverter. The tolerance for every single feeder stroke is +/- 0.2mm on rectilinear bars.



### Material loading

H601 NC F500 allows to load in the feeder even not rectilinear bars thanks to its innovative system which open both sides jaws to ease this process. The sawing machine is also equipped with an integrated loading roll in the front which allows to load even big section and big size profiles.



### Rigid sawframe and performances

H 601 NC is equipped with an electrowelded bow, great thickness and tubular section to help reduce vibration, binding and slowing during the cutting process. Sawframe movimentation is perfectly balanced because is on linear guides and guaranteed by the large diameter of the hydraulic cylinder. Like all IMET bandsaws, also H 601 NC has a canted blade (5°) and high blade tension (2000kg/cm<sup>2</sup>) to reduce strain while cutting even on bigger section and full material.



### Blade speed

The machine mounts an inverter ESC blade speed variator that allows to set and manage (via touch screen and interface) different speed so that it's possibile to cut multiple materials.



### Material detect device

Mechanical material detect device allows to optimize the cutting process by easing the fast approach to the materials, automatically detecting the first cut point and helping regulating the end cut.



sawing technology

**Addison Saws Ltd**  
01384 264950  
sales@addisonsaws.co.uk  
www.addisonsaws.co.uk

**Addison**

**H 601 NC**



### End cut

H 601 NC uses a control microswitch on the metal blade guide to manage the end cut phase: the system automatically works during the sawframe rising after the cutting process ends.



### Washing gun

Premium Line automatic bandsaws and semiautomatic and automatic Maxi Line bandsaws are standardly equipped with a washing gun dedicated to keep clean the working area and remove any residuals and remainings, allowing to keep the highest efficiency of the machine.



### High performance optimization(Optional)

It's possibile to improve machine and cutting performances applying the 4KW supplementary motor reducer for, 41mm blade and hydraulic tensioning.



### Angle digital display (Optional)

It's available as a optional the LCD dispaly to view the set cutting angletaglio selezionato tramite display.

**OPTIONAL**



**Minimal lubrication system (Optional)**

**OPTIONAL**


It is possible to require, for all Imet machines, the minimal lubrication system, it avoids the dispersion of refrigerant liquid typical in the use of emulsifiable oil, the life of the blade is not in any way affected



**Laser ray (Optional)**

**OPTIONAL**

The laser ray allows to optimize the cutting process by indicating the cutting line that will be executed



**Bundle cutting device (Optional)**

**OPTIONAL**


Hydraulic bundle cutting device. (Max 600x250mm, min. 150x60mm).



**Industry 4.0 Ready - SAWFACTORY (Optional)**

**OPTIONAL**

IMET automatic machines can be connected to the company network and be used remotely thanks SAWFACTORY and modem. SAWFACTORY is a dedicated software which allows to manage the cutting process from the office desk by setting cutting programs and monitoring the workflow thanks to the dedicated web app. The software also allows to also receive assistance by our technicians remotely. Discover SAWFACTORY: <https://bit.ly/2RuxHuX>



**Connection element for roller table (Optional)**

**OPTIONAL**

Connection element between machine and rolling table for unloading side. When using the machine for straight cut, the element is made by two part (as in the attached picture). If it's required to cut angles, one of the two supporting pieces byt me removed to reduce the supported area so that the sawframe could rotate.



**Loading/unloading roller table(Optional)**

**OPTIONAL**

Loading and unloading side roller table. Single element has a 1.5m length with a capacity of 1500kg and 1 leg.



**Pair of vertical roller (Optional)**

**OPTIONAL**

Pair of vertical containment rollers made in steel. Max 2 pairs every 1.5m



**Single vertical roller (Optional)**

**OPTIONAL**

Single vertical roller to prevent falls with 300mm height. Max 2 every 1.5m