

MACHINE MODEL

# CUBO 350 NC BOX

Numerical control automatic sawing machine

Short description

CUBO 350 NC BOX is an automatic sawing machine belonging to the innovative CUBO SERIES. It is a reliable, safe and easy to use work tool thanks to the 7" touch screen display with the possibility of remote cutting management via INDUSTRY 4.0 READY. The rotation of the bow is manual with integrated feeder carriage.



Cutting capacity at 0 °	Round: 305mm - Square: 250mm - Rectangle: 350x200mm0mm
Cutting capacity at 45 ° left	Round: 255mm - Square: 230mm - Rectangle: 230x200mm0mm
Cutting capacity at 60 ° right	Round: 175mm - Square: 155mm - Rectangle: 170x100mm0mm
Bundle cutting capacity	Max: 300x160mm; Min. 90x10mm
Cutting capacity at 0 ° full (C45)	200mm
Blade size	3370x27x0.9mm
Blade motor	1.8KW
Blade speed	15-100 m/min
Stroke of the feeder carriage	(repeatable)
Motor of the feeder carriage	0.75KW
Minimal scrap end	80mm
Hydraulic power unit tank capacity	20l
Coolant tank capacityfrigerante	100l
Minimum length that can be cut	15mm
Maximum cuttable lengthabile	9999mm
Dimensions	2200x2385x1610mm



**Addison Saws Ltd**  
 01384 264950  
 sales@addisonsaws.co.uk  
 www.addisonsaws.co.uk

sawing technology



## CUBO 350 NC BOX

Weight	950kg
Height of the work surface	880mm

### Features



#### CUBO SERIES

CUBO is the line of automatic saws developed to optimize the user experience of the user thanks to the introduction of various stylistic and functional innovations. Ease of use and safety d'uso e la sicurezza for the operator during the cutting process make it the ideal work tool for any work environment.



#### Security and accessibility

CUBO 350 NC BOX has an integrated protection system on all sides of the machine to ensure maximum operator safety during cutting. The protection system does not prevent complete accessibility to all internal parts (movable and not) of the machine in case of maintenance.



#### Touch screen: innovative and intuitive

Through the 7-inch touch screen display (with simple and intuitive graphics to optimize the operator's user experience) it is possible to set and control all the machine parameters; the interface allows you to set cutting programs with different quantities and lengths on the same bar and to view any errors during the cutting process.



sawing technology

**Addison Saws Ltd**  
01384 264950  
sales@addisonsaws.co.uk  
www.addisonsaws.co.uk

**Addison**

**CUBO 350 NC BOX**



### Numerical control and cutting management

It allows to store up to 99 cutting programs, 40 cutting lines and 9999 cuts for each program. The machine automatically calculates the thickness of the blade, the total number of pieces to be cut, the settings of the cutting lengths, managing the cutting cycle automatically.



### Mechanical feeler device

CUBO 350 NC BOX is equipped with a mechanical device for the automatic detection of the material and the cutting start point, optimizing the cutting process. The management of the end of the cut is instead guaranteed by an adjustable control microswitch.



### Advance carriage

The feed carriage has a maximum stroke of 515mm. The feeder movements is on chromed bars with high positioning accuracy due to the incremental feeding on recirculating ball screw by self-braking electric motor with inverter.



### Speed variator

All CUBO SERIES automatic saws (in the BOX and FLAT versions) are equipped as standard with an inverter blade speed variator.




sawing technology

**Addison Saws Ltd**  
01384 264950  
sales@addisonsaws.co.uk  
www.addisonsaws.co.uk

**Addison**

**CUBO 350 NC BOX**



### Cleaning of the blade


To keep the blade clean and prevent material chips from compromising the quality of the cut, the IMET semi-automatic and automatic saws are fitted as standard with a motorized blade cleaning brush with nylon teeth.



### Industry 4.0 ready - SAWFACTORY (Optional)

OPTIONAL

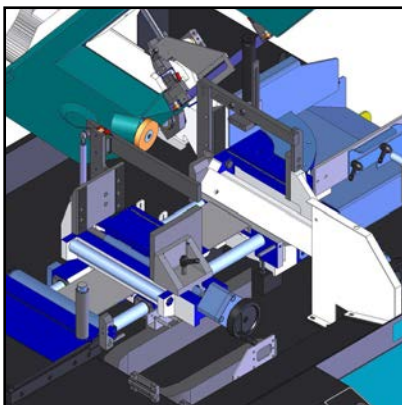
All CUBO Series automatic saws can be connected to the company network via modem: the dedicated software SAWFACTORY is also available for remote service, assistance, programming and remote management of the cutting process. The software allows to transfer data and programs from the PC (where the program is created) to the machine via USB. Discover SAWFACTORY: <https://bit.ly/2RuxHuX>



### Automatic sawframe rotation (Optional)

OPTIONAL

CUBO 350 NC (Flat and Box) are compatible with the automatic sawframe rotation device. The system has mechanical stops with 2 positions and allows to optimize user workflow with mitre cutting on a same bare in automatic cycle. Link: <https://youtu.be/wZAJSwT6x3Y>



### Hydraulic device for bundle cutting(Optional)

OPTIONAL

The CUBO automatic band saws in the BOX version can be used with the bundle cutting device. The bundle cut can only be used for 0° cutting. Single piece capacity with mounted device: 350x160mm max, 55x10mm min. Cutting capacity for bundle is: max 300x160mm, minimum 85x10mm. The device can be disassembled using the 2 screws on the fixed vice and the 2 on the carriage vice and disconnecting the hydraulic tubes using the quick couplings systems.

**Minimal lubrication system (Optional)****OPTIONAL**

It is possible to request for any machine the minimum lubrication which eliminates the dispersion of coolant typical in the use of emulsifiable oil, the duration of the blade is not affected in any way. Tank capacity : 1.3 liters.

**Motorized chip conveyor (Optional)****OPTIONAL**

It's available for all the CUBO SERIES automatic bandsaw an optional motorized chip conveyor placed laterally (on the loading side) of the machine. The chip conveyor allows to optimize the machine efficiency by removing remainings and chips while cutting.

**Pressure reducers (Optional)****OPTIONAL**

Two pressure reducers in kit for hydraulic vices are available for CUBO 350 NC BOX.

**Laser ray (Optional)****OPTIONAL**

To optimize the workflow, a laser ray is available to simulate the cutting line on the material during the process.o durante il processo.

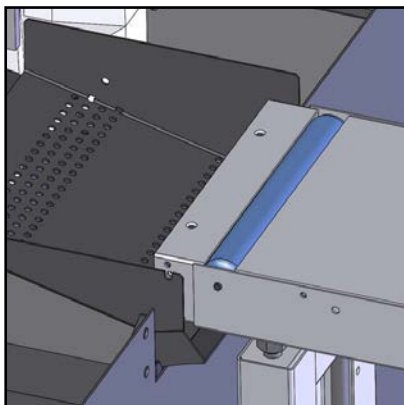


sawing technology

**Addison Saws Ltd**  
01384 264950  
sales@addisonsaws.co.uk  
www.addisonsaws.co.uk

**Addison**

**CUBO 350 NC BOX**



**Connection for loading table (Optional)**

**OPTIONAL**

Connection element for loading table on the loading side.



**Loading/unloading table (Optional)**

**OPTIONAL**

Loading /unloading table . 1st element, length 2m, maximum capacity 700kg.



**Loading/unloading table (Optional)**

**OPTIONAL**

Loading /unloading table, following element 2m long, max capacity 600kg.



**Pair of vertical rollers (Optional)**

**OPTIONAL**

Pair of vertical steel containment rollers. Maximum 2 pairs for each 2m element; to be used without rollers cover.